

Calvert Balanced R6 CBARX

Benchmark

Morningstar Mod Tgt Risk TR USD

Overall Morningstar Rating™

Morningstar Return

Morningstar Risk

Investment Objective & Strategy

From investment's prospectus

The investment seeks to achieve a competitive total return through an actively managed portfolio of stocks, bonds, and money market instruments which offer income and capital growth opportunity.

The fund typically invests about 60% of its net assets in stocks and 40% in bonds or other fixed-income investments. Stock investments are primarily common stock of large-cap companies.

Fees and Expenses as of 02-01-20

Prospectus Net Expense Ratio	0.64%
Total Annual Operating Expense	0.66%
Maximum Sales Charge	—
12b-1 Fee	—
Redemption Fee/Term	—

Waiver Data

Type	Exp. Date	%
ExpenseRatio	Contractual 01-31-21	0.02

Operations and Management

Fund Inception Date	02-01-19
Portfolio Manager(s)	Vishal Khanduja, CFA Brian S. Ellis, CFA
Name of Issuer	Calvert Research and Management
Telephone	800-368-2745
Web Site	www.calvert.com

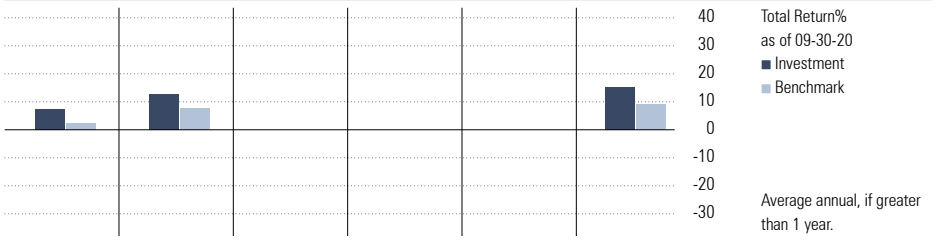
Benchmark Description: Morningstar Mod Tgt Risk TR USD

The Morningstar Target Risk Index family is designed to meet the needs of investors who would like to maintain a target level of equity exposure through a portfolio diversified across equities, bonds and inflation-hedged instruments. The Morningstar Moderate Target Risk Index seeks approximately 60% exposure to global equity markets. This Index does not incorporate Environmental, Social, or Governance (ESG) criteria.

Category Description: Allocation—50% to 70% Equity

Funds in allocation categories seek to provide both income and capital appreciation by investing in multiple asset classes, including stocks, bonds, and cash. These portfolios are dominated by domestic holdings and have equity exposures between 50% and 70%.

Performance




	YTD	1 Year	3 Year	5 Year	10 Year	Since Inception	
Fund Return %	7.34	12.57	—	—	—	15.23	Fund Return %
Standardized Return %	7.34	12.57	—	—	—	15.23	Load-Adj. Return %
	7.34	12.57	—	—	—	15.23	Benchmark Return %
	2.34	7.69	—	—	—	9.06	Category Average %
	1.31	6.28	—	—	—	7.94	Morningstar Rating™
	—	—	—	—	—	—	# of Funds in Category

Quarter End Returns as of 09-30-20	YTD	1 Year	3 Year	5 Year	10 Year	Since Inception
Fund Return %	7.34	12.57	—	—	—	15.23
Standardized Return %	7.34	12.57	—	—	—	15.23

Performance Disclosure: The performance data quoted represents past performance and does not guarantee future results. The investment return and principal value of an investment will fluctuate; thus an investor's shares, when redeemed, may be worth more or less than their original cost. Current performance may be lower or higher than return data quoted herein. For performance data current to the most recent month-end please visit the website listed under Operations and Management on this page.

Portfolio Analysis as of 07-31-20

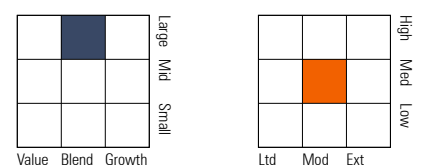
Composition as of 07-31-20



Top 10 Holdings as of 07-31-20

Company	% Assets
Microsoft Corp	4.15
Apple Inc	4.02
Amazon.com Inc	3.91
Alphabet Inc Class C	2.84
Federal National Mortgage Associatio 3% 08-13-50	1.79
Visa Inc Class A	1.59
PepsiCo Inc	1.49
Danaher Corp	1.48
Federal National Mortgage Associat 2.5% 08-01-50	1.45
Walmart Inc	1.45
Total Number of Stock Holdings	62
Total Number of Bond Holdings	383
Annual Turnover Ratio %	69.00
Total Fund Assets (\$mil)	968.35

Morningstar Style Box™ as of 07-31-20(EQ) ; 06-30-20(F-I)



Morningstar Sectors as of 07-31-20

Sector	% Fund	S&P 500 %
Cyclical	29.51	29.03
Basic Materials	1.21	2.27
Consumer Cyclical	10.12	11.31
Financial Services	15.76	12.81
Real Estate	2.42	2.64
Sensitive	43.56	46.17
Communication Services	9.96	10.80
Energy	0.80	2.06
Industrials	7.86	8.62
Technology	24.94	24.69
Defensive	26.95	24.79
Consumer Defensive	8.22	7.50
Healthcare	15.74	14.32
Utilities	2.99	2.97

Principal Risks as of 07-31-20

Lending, Credit and Counterparty, Currency, Foreign Securities, Long-Term Outlook and Projections, Loss of Money, Not FDIC Insured, Active Management, Interest Rate, Market/Market Volatility, Equity Securities, High-Yield Securities, Mortgage-Backed and Asset-Backed Securities, Restricted/Illiquid Securities, U.S. Government Obligations, Derivatives, Socially Conscious, Shareholder Activity, Management, Small Cap, Mid-Cap, Real Estate/REIT Sector, Money Market Fund Ownership